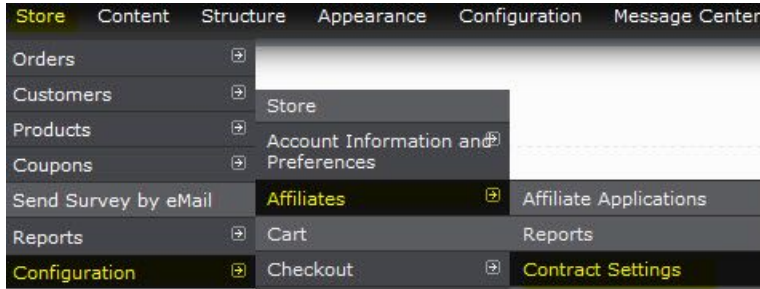


HOW TO SET UP THE AFFILIATE PROGRAM



Affiliate agreement

Please read this Agreement carefully. You will be an affiliate once you have clicked "Submit Application". This Agreement advocates illegal activities, or otherwise violates the terms of the following Agreement.

This Agreement contains the complete terms and conditions that apply to your participation as an affiliate of {{{Quinn Book Shop}}}, and "you," "your" or "Affiliate," means the affiliate.

1. Term and Termination

The term of this Agreement (the "Term") will begin upon our acceptance of your website in the Quinn Book Shop. The term of this Agreement will terminate upon written notice of termination.

Provide the affiliate agreement for customers to sign up.

Affiliate agreement checkbox (leave blank for default)

Provide the text for the required agreement checkbox.

Affiliate agreement error message (leave blank for default)

Provide the error message if the agreement checkbox is not checked.

Email sent to new affiliates upon approval

Dear !name, 2
Congratulations! Your application to become an affiliate has been approved.
Your affiliate ID is: !username
Get started at: <https://ryantest.d7.indiebound.com>
Thanks for your support!
Quinn Book Shop

The tokens !name, !username, and !uid will be automatically replaced with the appropriate values.

Email for New Applications 3

ryan@bookweb.org
Customize the email address that receives notifications for new applications.

Save configuration 4

Affiliates MANAGE AFFILIATE APPLICATIONS REPORTS CONTRACT SETTINGS BANNER/LINKS COMMISSIONS

Default Affiliate Commission Structure

Sets the default commission structure for all affiliates on the site. Affiliate commission rates can be modified for individual affiliates by clicking on the commission rate in t

CONFIGURE BANNERS/LINKS

Store Content Structure Appearance Configuration Message Center

Orders	Store	
Customers	Account Information and Preferences	
Products		
Coupons	Affiliates	Affiliate Applications
Send Survey by eMail	Cart	Reports
Reports	Checkout	Contract Settings
Configuration	Conditional Attributes	Banner/Links

Affiliate Banner Templates

```


```

1

Add banner links as shown in the example above. More than one banner link can be added. Each banner link is added to the end of the list.

Affiliate Text Link Template

The text around which the url of the affiliate is wrapped around. HTML is allowed.

3

ENABLE THE AFFILIATE BLOCK

Disabled

Structure	+ AddToAny buttons	- None -	configure
Blocks	+ Affiliate	- None -	configure

Block title

Override the default title for the block. Use <

REGION SETTINGS

Specify in which themes and regions this block should be displayed.

Bootstrap Business (default theme)

- None -
 - None -
 - Pre Header First
 - Pre Header Second
 - Pre Header Third
 - Header Top Left
 - Header Top Right
 - Header
 - Navigation
- theme)

Visibility settings

4

Pages Restricted to certain pages	a
Content types Not restricted	b
Roles Not restricted	c
Users Not customizable	d
<input type="button" value="Save block"/>	

AFFILIATE APPLICATION PROCESS

Become An Affiliate!

[Become an Affiliate](#)

1

2 [Log In/Register and apply for affiliate Now!](#)

3 [Apply for Affiliate Now!](#)

Apply for affiliate

4

Affiliate Program Agreement

5

Please read this Agreement carefully. You will be an
bottom of this page, and have completed the Online t
to reject or cancel your acceptance if your Website d
otherwise violates the terms of the following Agreeeme

This Agreement contains the complete terms and cor
the Quinn Book Shop Affiliate Marketing Program, ar
Quinn Book Shop . As used in this Agreement, "we,"
}}, and "you," "your" or "Affiliate," means the affiliate.

I have read and agreed to the terms and conditions c

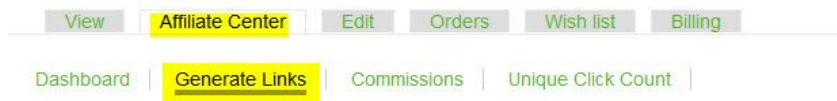
SUBMIT APPLICATION

6

STORE APPLICATION REVIEW PROCESS



AFTER THEY'VE BEEN APPROVED



HOW ORDERS ARE TRACKED


ADMIN COMMENT ON ORDER SCREEN


Admin comments:

DATE	USER	COMMENT
11/16/2016 - 11:21am	-	Order created through website.
11/16/2016 - 2:04pm	-	Level 1 commission recorded for affiliate uid:41

AFFILIATE COMMISSIONS TAB

▼ AFFILIATE COMMISSIONS

Operation 
 Select operation to perform..

Affiliate id or username to credit or remove commissions on
 41 
 Leave blank to match any affiliates.

STORE REPORTS

Store	Content	Structure	Appearance	Configuration	Message Center
Orders					
Customers					
Products					
Coupons					
Send Survey by eMail					
Reports					
Configuration					
		Store			
		Account Information and Preferences			
		Affiliates		Affiliate Applications	
		Cart		Reports	

AFFILIATE VIEW OF COMMISSIONS

Commissions

View | Affiliate Center | Edit | Orders | Shortcuts | Wish list | Contact | Billing

Dashboard | Generate Links | **Commissions** | Unique Click Count

► Rules evaluation log -Open all-

Order▼	Date	Purchase	Commission		
410	2016/11/16	\$28.84	\$1.35		
409	2016/11/16	\$28.84	\$1.35		
408	2016/11/16	\$53.50	\$2.50		
407	2016/11/16	\$53.50	\$2.50		
405	2016/11/16	\$53.50	\$2.50		
			Total:	\$218.17	\$10.20